



The Ski Club of Great Britain and English Schools National Indoor Ski Championships 2023 - Juniors

Special Slalom

NSSA Schools Championship - Age Group Results

Bib.	Year	Cat	Name	====	Sch. Team	Run 1	Run 2	Time	Gap
------	------	-----	------	------	-----------	-------	-------	------	-----

=== NSSA Schools - U10 Girls ===

8	2014	U10	WOOD Olive		South Failsworth Primary Sch.	* 17.87	17.90	17.87	
14	2014	U10	TOWNSEND Florence		Breaside Preparatory Sch.	* 18.33	18.81	18.33	0.46
31	2014	U10	SZAKOLA Karolina		Abbots Hill B	* 20.16	20.75	20.16	2.29
11	2016	U10	PALUCH Keira		Europa Sch., Culham A	* 21.68	23.87	21.68	3.81
25	2014	U10	CRIPWELL-DUNNING Apollonia		St Teresa's, Effingham	* 21.97	22.65	21.97	4.10
24	2016	U10	WISNIEWSKI Fiona		Europa Sch. Culham A	* 23.84	24.10	23.84	5.97
30	2016	U10	DODD Olivia		Durrington Infant Sch.	* 24.70	25.09	24.70	6.83
35	2015	U10	JOHNSON Freya		The Grove Sch. D	25.67	* 24.94	24.94	7.07
33	2015	U10	SHEPHERD Charlotte		Europa Sch., Culham A	33.14	* 26.67	26.67	8.80
17	2016	U10	CLARKE Fearne		Stover Sch. D	DSQ	* 31.03	31.03	13.16

Did Not Start - Run 1 (1)

16	2014	U10	PENNER Emily		Stover Sch. D				
----	------	-----	--------------	--	---------------	--	--	--	--

Disqualified - Run 1 (2)

17	2016	U10	CLARKE Fearne		Stover Sch. D		* 31.03		
23	2016	U10	BEARDMORE Daisy		Stover Sch. D				

Did Not Start - Run 2 (1)

16	2014	U10	PENNER Emily		Stover Sch. D				
----	------	-----	--------------	--	---------------	--	--	--	--

Did Not Finish - Run 2 (1)

23	2016	U10	BEARDMORE Daisy		Stover Sch. D				
----	------	-----	-----------------	--	---------------	--	--	--	--

=== NSSA Schools - U10 Boys ===

77	2014	U10	CRIPWELL-DUNNING Rafferty		Cranmore A	* 16.13	DSQ	16.13	
84	2014	U10	IONESCU Cezar		Westbourne Sch.	* 16.67	17.18	16.67	0.54
97	2014	U10	HARRIS Jack		Chesham Prep B	* 17.74	17.95	17.74	1.61
93	2014	U10	DUFF Edison		St Neot's Prep Sch.	* 17.75	17.78	17.75	1.62
56	2014	U10	BRIGHT-MILES Murray		Cumnor House A	18.47	* 18.10	18.10	1.97
45	2014	U10	JEMELJANENKO Alexander		The Grove Sch. B	* 18.11	19.29	18.11	1.98
63	2014	U10	TAN Austin		North Bridge House Sch.	* 18.53	19.19	18.53	2.40
46	2015	U10	PADMORE Edward		Randlay Primary Sch.	DSQ	* 19.09	19.09	2.96
98	2015	U10	ELLANS Max		Parkview Primary	19.26	* 19.19	19.19	3.06
81	2016	U10	RAE Cameron		Moyles Court Sch.	* 19.42	19.70	19.42	3.29

The Ski Club of Great Britain and English Schools
National Indoor Ski Championships 2023 - Juniors
Special Slalom
NSSA Schools Championship - Age Group Results

Bib.	Year	Cat	Name	====	Sch. Team	Run 1	Run 2	Time	Gap
48	2014	U10	LANCASTER Montgomery		The Grove Sch. C	19.63	* 19.55	19.55	3.42
74	2014	U10	RANTELL Caspar		Felsted Sch. B	* 20.06	20.63	20.06	3.93
52	2015	U10	ZHANG Kaixi		The Glasgow Academy	22.35	* 20.23	20.23	4.10
67	2014	U10	MURPHY Maverick		Chesham Prep B	* 20.70	DSQ	20.70	4.57
87	2014	U10	LUNN Oscar		Grove Park Primary Sch.	* 20.83	20.94	20.83	4.70
96	2015	U10	GRANT Thomas		The Grove Sch. D	* 21.10	22.02	21.10	4.97
88	2012	U10	FORRYAN Alasdair		St Thomas Of Canterbury Sch.	* 21.21	21.67	21.21	5.08
70	2015	U10	SONANDER Dylan		The Grove Sch. C	22.42	* 22.16	22.16	6.03
73	2015	U10	HALL Luke		Chesham Prep B	* 22.59	22.93	22.59	6.46
41	2014	U10	EARLE Artan		Walberton & Binsted Primary	26.71	* 23.51	23.51	7.38
83	2014	U10	GUNN-HAWKING Thomas		Stover Sch. C	24.97	* 23.79	23.79	7.66
64	2014	U10	O'DWYER Harold		Stover Sch. C	* 23.80	26.53	23.80	7.67
99	2014	U10	PAYTON George		The Grove Sch. D	* 1:03.15	DSQ	1:03.15	47.02

Did Not Start - Run 1 (1)

62	2015	U10	THORNE Jaxon		The Grove Sch. D				
----	------	-----	--------------	--	------------------	--	--	--	--

Disqualified - Run 1 (2)

46	2015	U10	PADMORE Edward		Randlay Primary Sch.		* 19.09		
68	2015	U10	ALDER James		The Grove Sch. C				

Did Not Start - Run 2 (1)

62	2015	U10	THORNE Jaxon		The Grove Sch. D				
----	------	-----	--------------	--	------------------	--	--	--	--

Disqualified - Run 2 (4)

67	2014	U10	MURPHY Maverick		Chesham Prep B	* 20.70			
68	2015	U10	ALDER James		The Grove Sch. C				
77	2014	U10	CRIPWELL-DUNNING Rafferty		Cranmore A	* 16.13			
99	2014	U10	PAYTON George		The Grove Sch. D	* 1:03.15			

=== NSSA Schools - U12 Girls ===

13	2012	U12	TAYLOR Hattie		Brindley Heath Junior Sch.	* 14.06	14.10	14.06	
5	2012	U12	DUFF Romilly		St Neot's Preparatory Sch.	* 16.95	17.20	16.95	2.89
2	2012	U12	PRATT Scarlett		Brentwood Sch.	* 17.55	18.47	17.55	3.49
15	2012	U12	BENTON Emily		Chesham Prep A	* 17.57	17.75	17.57	3.51
4	2012	U12	CRAIG Elise		The Grove Sch. A	* 18.80	19.17	18.80	4.74
27	2012	U12	MELLOR Christina		Halstead Preparatory Sch.	* 19.15	19.40	19.15	5.09
32	2012	U12	BAIN Jenny		Abbots Hill A	* 19.43	20.36	19.43	5.37
1	2013	U12	SRIVASTAVA Sia		Abbots Hill A	32.55	* 19.93	19.93	5.87
36	2012	U12	RANTELL Miller		Felsted Sch. B	20.48	* 20.42	20.42	6.36
28	2013	U12	LAPIDUS-EWIN Scarlett		Walhampton Sch.	* 20.73	21.63	20.73	6.67
6	2012	U12	FARMER Grace		Crackley Hall Sch. A	22.85	* 21.80	21.80	7.74
34	2012	U12	FARMER Isabelle		Crackley Hall Sch. A	* 22.04	22.22	22.04	7.98
22	2013	U12	GRANT Lola		The Grove Sch. B	* 22.16	23.53	22.16	8.10
3	2012	U12	GH Sophia		Forres Sandle Manor C	* 23.16	23.99	23.16	9.10
20	2012	U12	HALL Freya		Chesham Prep A	23.44	* 23.26	23.26	9.20
9	2012	U12	ARNOLD Molly		Stover Sch. B	* 23.42	23.79	23.42	9.36
21	2012	U12	WILCOX-SMITH Darcey		Crackley Hall Sch. A	24.33	* 24.11	24.11	10.05
29	2013	U12	PILMORE Bella		Abbey Primary Sch.	* 24.13	25.26	24.13	10.07

The Ski Club of Great Britain and English Schools
National Indoor Ski Championships 2023 - Juniors
Special Slalom
NSSA Schools Championship - Age Group Results

Bib.	Year	Cat	Name	====	Sch. Team	Run 1	Run 2	Time	Gap
18	2013	U12	HURDLEY Rosie		The Grove Sch. C	* 24.21	24.45	24.21	10.15
26	2012	U12	THREADGOLD Otilia		Felsted Sch. B	25.65	* 24.47	24.47	10.41
10	2012	U12	DEGALE Ruby		Abbots Hill B	* 24.69	27.43	24.69	10.63
19	2012	U12	HARRIS Grace		Chesham Prep C	* 24.79	25.30	24.79	10.73
12	2013	U12	EARLE Natalie		Walberton & Binsted Primary	26.31	* 25.86	25.86	11.80
7	2012	U12	PROBERT Lacey		Hallbrook Primary Sch.	* 26.48	DSQ	26.48	12.42

Disqualified - Run 2 (1)

7	2012	U12	PROBERT Lacey		Hallbrook Primary Sch.	* 26.48			
---	------	-----	---------------	--	------------------------	---------	--	--	--

==== NSSA Schools - U12 Boys ====

94	2012	U12	GREENLAND Samuel Greenland		Forres Sandle Manor A	13.16	* 12.38	12.38	
43	2012	U12	HOPE Riley		St George's Shrewsbury	13.99	* 13.74	13.74	1.36
72	2012	U12	PATERSON Mathias		Cranmore Sch. A	14.68	* 14.29	14.29	1.91
58	2012	U12	PADMORE William		Randlay Primary Sch.	17.04	* 14.35	14.35	1.97
78	2013	U12	BANKS Rupert		St Dominics Priory	* 15.06	15.06	15.06	2.68
57	2012	U12	HUTLEY Zachary		Felsted Sch.	* 15.21	15.79	15.21	2.83
92	2012	U12	MAUCKSCH Elijah		Cranmore A	19.54	* 15.51	15.51	3.13
54	2012	U12	BENTON Henry		Chesham Prep A	16.66	* 15.95	15.95	3.57
86	2012	U12	BRISCOE Alexander		The Grove Sch. A	27.35	* 16.55	16.55	4.17
65	2013	U12	SMITH William		Beechwood Park Sch. B	17.25	* 16.76	16.76	4.38
49	2012	U12	STANTON Zach		St John's Sch. Sidmouth	* 17.24	18.40	17.24	4.86
59	2013	U12	FISHER Henry		Beechwood Park Sch. B	17.70	* 17.39	17.39	5.01
47	2012	U12	MESONERO PEREZ Helios		The Grove Sch. B	17.50	* 17.43	17.43	5.05
60	2012	U12	PEARCE Alexander		The Grove Sch. A	* 17.58	18.11	17.58	5.20
66	2013	U12	JONES Greyson		Chesham Prep C	* 18.53	19.34	18.53	6.15
100	2013	U12	MURPHY Otis		Chesham Prep C	* 18.72	19.01	18.72	6.34
50	2012	U12	JONES-CLOUGH Jaspar		Packwood Haugh	* 18.78	20.18	18.78	6.40
85	2012	U12	GILBERT Will		Chesham Prep C	19.20	* 18.90	18.90	6.52
51	2012	U12	TAYLOR Thomas		Chesham Prep A	19.36	* 18.93	18.93	6.55
44	2012	U12	MASTERS Jaspar		Cumnor House A	25.41	* 19.24	19.24	6.86
101	2013	U12	COCKBURN James		Cumnor House B	20.45	* 19.84	19.84	7.46
55	2013	U12	LANCASTER Timothy		The Grove Sch. A	* 19.94	21.02	19.94	7.56
40	2012	U12	FALCONER Ben		Cumnor House B	20.36	* 20.21	20.21	7.83
75	2013	U12	JOHNSON-MOTYL Solomon		Wellington Eagles Academy	* 21.03	21.20	21.03	8.65
90	2012	U12	BRIDGES Clayton		Forres Sandle Manor C	22.55	* 21.55	21.55	9.17
80	2013	U12	KELLY Finnegan		Cumnor House B	22.13	* 21.64	21.64	9.26
79	2013	U12	KOTECHA Rohan		St Martins	* 21.72	22.72	21.72	9.34
76	2013	U12	HUMPHREYS Jack		Forres Sandle Manor C	21.95	* 21.72	21.72	9.34
89	2012	U12	BALEN James		Beechwood Park Sch. B	* 21.88	22.10	21.88	9.50
82	2012	U12	ROCKALL Dan		Cumnor House A	* 21.88	22.80	21.88	9.50
91	2013	U12	RIDGEWAY Oliver		Stover Sch. B	22.91	* 22.23	22.23	9.85
69	2013	U12	DAVIES Rafferty		Cumnor House A	* 22.48	22.49	22.48	10.10
53	2013	U12	BAMFORD Rafe		Holmewood House	23.12	* 22.55	22.55	10.17
42	2013	U12	KEATES Harry		Stover Sch. B	22.72	* 22.57	22.57	10.19



Did Not Start - Run 1 (2)

61	2013	U12	PENNER Edward		Stover Sch. C				
71	2012	U12	GILES Edi		Cumnor House 2				








The Ski Club of Great Britain and English Schools
National Indoor Ski Championships 2023 - Juniors
Special Slalom
NSSA Schools Championship - Age Group Results

Bib.	Year	Cat	Name	====	Sch. Team	Run 1	Run 2	Time	Gap
------	------	-----	------	------	-----------	-------	-------	------	-----

Did Not Start - Run 2 (2)

61	2013	U12	PENNER Edward		Stover Sch. C				
71	2012	U12	GILES Edi		Cumnor House 2				






















=== NSSA Schools - U14 Girls ===

116	2011	U14	SHELOFF Ava		Abbots Hill A	14.35	* 14.10	14.10	
109	2010	U14	RICHMOND Sophie		Holmewood House A	* 14.64	14.76	14.64	0.54
108	2011	U14	HUTLEY Seraphina		Felsted Sch.	* 15.17	15.36	15.17	1.07
110	2010	U14	DESCHAMPS Charlotte		Forres Sandle Manor A	* 17.80	18.12	17.80	3.70
106	2011	U14	POWERS Sophia		Connaught Junior Sch.	DSQ	* 18.19	18.19	4.09
113	2010	U14	GONZALEZ BARRIENTOS Zoa		Forres Sandle Manor C	DSQ	* 18.62	18.62	4.52
111	2011	U14	RANTELL Freya		Felsted Sch. B	* 18.73	19.10	18.73	4.63
115	2010	U14	LAWSON Amelie		Holmewood House A	* 19.43	19.65	19.43	5.33
107	2011	U14	DAVISON Megan		Kesteven & Sleaford High Sch.	20.63	* 20.28	20.28	6.18
117	2011	U14	FRAZER Isabelle		Abbots Hill B	* 20.88	21.14	20.88	6.78
114	2011	U14	GUNN-HAWKING Molly		Stover Sch. B	* 22.58	23.50	22.58	8.48
112	2010	U14	MUGUIRO GOETSCH Sofia		Forres Sandle Manor B	DSQ	* 25.11	25.11	11.01

Disqualified - Run 1 (3)

106	2011	U14	POWERS Sophia		Connaught Junior Sch.		* 18.19		
112	2010	U14	MUGUIRO GOETSCH Sofia		Forres Sandle Manor B		* 25.11		
113	2010	U14	GONZALEZ BARRIENTOS Zoa		Forres Sandle Manor C		* 18.62		



=== NSSA Schools - U14 Boys ===

138	2010	U14	RICHMOND William		Holmewood House A	13.94	* 13.86	13.86	
127	2011	U14	JARVIS Thibaut		Duke Of Kent	15.98	* 15.41	15.41	1.55
122	2010	U14	GRANEY Oscar		Felsted Sch.	15.99	* 15.46	15.46	1.60
132	2010	U14	BURGER Aidan		Beechwood Park Sch. A	* 15.58	16.05	15.58	1.72
123	2011	U14	DIXON George		Felsted Sch. A	* 16.11	DSQ	16.11	2.25
131	2011	U14	BURNETT-HALL Oscar		Orwell Park Sch.	16.77	* 16.29	16.29	2.43
125	2011	U14	FISHER George		Beechwood Park Sch. B	16.74	* 16.67	16.67	2.81
126	2011	U14	SISSENS Nathaniel		Packwood Haugh	* 17.23	17.83	17.23	3.37
144	2010	U14	GRIMSHAW Thomas		Beechwood Park Sch. A	18.25	* 17.52	17.52	3.66
134	2011	U14	ELLANS Jon		Parkview Primary	* 17.56	17.97	17.56	3.70
130	2010	U14	GÉNOT Alexandre		Forres Sandle Manor B	27.43	* 17.63	17.63	3.77
135	2010	U14	MAQUINGHEN Alexandre		Forres Sandle Manor A	* 17.84	18.10	17.84	3.98
143	2011	U14	LANCASTER Frederick		The Grove Sch. B	* 18.78	20.90	18.78	4.92
141	2010	U14	FARROW William		Beechwood Park Sch. A	19.76	* 19.20	19.20	5.34
139	2010	U14	THREADGOLD Monty		Felsted Sch. A	19.73	* 19.46	19.46	5.60
129	2011	U14	WALKER Barnaby Walker		Forres Sandle Manor B	* 19.68	20.03	19.68	5.82
128	2010	U14	CUTLER Stanley Cutler		Forres Sandle Manor B	* 20.04	20.39	20.04	6.18
137	2010	U14	HOWL Jacob		Beechwood Park Sch. A	21.02	* 20.85	20.85	6.99
136	2010	U14	BRAT-AANENSEN Jonas		Forres Sandle Manor A	* 21.25	21.49	21.25	7.39
124	2010	U14	GREGORY Benjamin		Cumnor House	* 22.96	23.03	22.96	9.10
133	2010	U14	CHAN Ethan		Holmewood House A	DSQ	* 23.55	23.55	9.69

The Ski Club of Great Britain and English Schools
National Indoor Ski Championships 2023 - Juniors
Special Slalom
NSSA Schools Championship - Age Group Results

Bib.	Year	Cat	Name	====	Sch. Team	Run 1	Run 2	Time	Gap
-------------	-------------	------------	-------------	-------------	------------------	--------------	--------------	-------------	------------



Did Not Start - Run 1 (2)

140	2011	U14	BROWN Oisin		Rgs Worcester				
142	2010	U14	SKINNER Austin		Felsted Sch. A				

Disqualified - Run 1 (1)

133	2010	U14	CHAN Ethan		Holmewood House A		* 23.55		
-----	------	-----	-------------------	---	-------------------	--	---------	--	--

Did Not Start - Run 2 (2)

140	2011	U14	BROWN Oisin		Rgs Worcester				
142	2010	U14	SKINNER Austin		Felsted Sch. A				

Disqualified - Run 2 (1)

123	2011	U14	DIXON George		Felsted Sch. A	* 16.11			
-----	------	-----	---------------------	---	----------------	---------	--	--	--

RECAP	1st RUN	2nd RUN	
Records:			132
Did Not Start:	6	6	12
NOT PERMITTED TO START:	0	0	0
Did Not Finish:	0	1	1
Disqualified:	8	6	14
At Finish:	124		



The Ski Club of Great Britain and English Schools National Indoor Ski Championships 2023 - Seniors

Special Slalom

NSSA Schools Championship - Age Group Results

Bib.	Year	Cat	Name	====	Sch. Team	Run 1	Run 2	Time	Gap
------	------	-----	------	------	-----------	-------	-------	------	-----

=== NSSA Schools - U14 Girls ===

26	2011	U14	FLITTON Lily		Holyport Col. A	* 12.86	DNF	12.86	
7	2011	U14	ARMITAGE Arabella		Stover Sch. A	* 13.74	DNF	13.74	0.88
23	2010	U14	WINTER Tallulah		Reigate Grammar Sch. A	14.18	* 13.81	13.81	0.95
34	2010	U14	TOWNSEND Mathilda		Croydon High Sch.	* 14.29	DSQ	14.29	1.43
5	2010	U14	BANNATYNE Evalina		Pipers Corner Sch.	18.11	* 17.72	17.72	4.86
12	2009	U14	HANCOCK Jessica		Holyport Col. A	19.52	* 18.56	18.56	5.70
31	2011	U14	JELFS Delilah		Abbots Hill B	19.40	* 19.19	19.19	6.33
32	2011	U14	CORDELL Lucinda		Abbots Hill B	19.89	* 19.43	19.43	6.57
27	2009	U14	BAILEY Lulu		Holyport Col. A	* 19.50	19.57	19.50	6.64
11	2009	U14	DONALDSON Emma		Holyport Col. A	20.88	* 20.01	20.01	7.15
3	2010	U14	DALLAS Florence		St Helens And St Katharines	20.53	* 20.23	20.23	7.37
4	2011	U14	KERSLEY Natasha		Wimbledon High Sch.	* 20.57	21.31	20.57	7.71

Did Not Start - Run 1 (1)

24	2010	U14	STRETTON-MROCH Greta		Stafford Grammar				
----	------	-----	----------------------	--	------------------	--	--	--	--

Did Not Start - Run 2 (1)

24	2010	U14	STRETTON-MROCH Greta		Stafford Grammar				
----	------	-----	----------------------	--	------------------	--	--	--	--

Did Not Finish - Run 2 (2)

7	2011	U14	ARMITAGE Arabella		Stover Sch. A	* 13.74			
26	2011	U14	FLITTON Lily		Holyport Col. A	* 12.86			

Disqualified - Run 2 (1)

34	2010	U14	TOWNSEND Mathilda		Croydon High Sch.	* 14.29			
----	------	-----	-------------------	--	-------------------	---------	--	--	--












=== NSSA Schools - U14 Boys ===

50	2010	U14	ELLIOTT Aaron		Huddersfield Grammar	* 12.44	12.59	12.44	
45	2010	U14	PRATT Henry		Brentwood Sch.	* 12.91	13.54	12.91	0.47
78	2010	U14	SPRINGETT Thomas		Reigate Grammar Sch. A	14.38	* 13.85	13.85	1.41
49	2010	U14	PIKE Finn		The Friary Sch. A	* 15.10	15.16	15.10	2.66
97	2011	U14	FISHWICK Billy		St Dominics Priory	DSQ	* 15.48	15.48	3.04
57	2010	U14	GIBB Robert		Reigate Grammar Sch. A	* 15.88	16.06	15.88	3.44
61	2010	U14	YOUINGS Lawrence		Reigate Grammar Sch. A	* 15.91	16.17	15.91	3.47
63	2010	U14	HOGG Monty		Warwick Sch.	16.08	* 16.06	16.06	3.62

The Ski Club of Great Britain and English Schools
National Indoor Ski Championships 2023 - Seniors

Special Slalom

NSSA Schools Championship - Age Group Results

Bib.	Year	Cat	Name	====	Sch. Team	Run 1	Run 2	Time	Gap
56	2010	U14	LIVERMORE Edward		Leicester Grammar	17.62	* 16.52	16.52	4.08
48	2011	U14	SABBAGHIAN Tommy		Dulwich Col. B	* 16.69	17.39	16.69	4.25
94	2010	U14	CHANG Alex		King Edward's Sch. (bath)	* 16.81	16.83	16.81	4.37
87	2010	U14	BAKER Niall		Aldenham A	17.53	* 16.97	16.97	4.53
70	2011	U14	HAINES George		Bishop Thomas Grant Sch.	* 17.02	DNF	17.02	4.58
91	2010	U14	ROBINSON Ollie		St Clement Danes	* 17.50	17.88	17.50	5.06
96	2010	U14	LAPENSEE Oliver		Reigate Grammar Sch.	18.30	* 17.75	17.75	5.31
67	2010	U14	WILCOCK Mattie		Leicester Grammar	* 17.75	18.26	17.75	5.31
44	2010	U14	MOHWINCKEL Freddy		Dulwich Col.	19.00	* 18.40	18.40	5.96
102	2011	U14	BROWN Oisin		Rgs Worcester	19.98	* 19.82	19.82	7.38
54	2010	U14	KHATWANI Aryan		Aldenham A	41.94	* 23.81	23.81	11.37

Did Not Start - Run 1 (1)

99	2011	U14	MILLER Charlie		Ewell Castle				
----	------	-----	----------------	---	--------------	--	--	--	--


Disqualified - Run 1 (1)

97	2011	U14	FISHWICK Billy		St Dominics Priory		* 15.48		
----	------	-----	----------------	---	--------------------	--	---------	--	--












Did Not Start - Run 2 (1)

99	2011	U14	MILLER Charlie		Ewell Castle				
----	------	-----	----------------	---	--------------	--	--	--	--



Did Not Finish - Run 2 (1)

70	2011	U14	HAINES George		Bishop Thomas Grant Sch.	* 17.02			
----	------	-----	---------------	---	--------------------------	---------	--	--	--






=== NSSA Schools - U16 Boys ===

28	2009	U16	CARTER Kitty		Kings High, Warwick	15.79	* 15.45	15.45	
21	2008	U16	CONNOLD Jemima		Abbots Hill A	DSQ	* 15.51	15.51	0.06
29	2008	U16	FISHWICK Faith		St Dominics Priory	DSQ	* 15.67	15.67	0.22
20	2008	U16	JELFS Scarlett		Abbots Hill B	DSQ	* 16.39	16.39	0.94
14	2008	U16	MOOLMAN Annabel		Wimbledon High Sch.	* 17.79	DSQ	17.79	2.34
2	2008	U16	HUTCHINSON Megan		Abbots Hill A	* 18.30	19.49	18.30	2.85
1	2008	U16	COLEMAN Millie-May		King Henry VIII B	* 20.41	20.90	20.41	4.96
30	2008	U16	COWPER Abigail		King Henry VIII A	DSQ	* 20.51	20.51	5.06
10	2008	U16	EVANS Ruby		King Henry VIII B	* 22.30	DSQ	22.30	6.85
25	2008	U16	RIDEOUT Molly		Stover Sch. A	* 22.42	DSQ	22.42	6.97
36	2008	U16	YEABSLEY Lexi		Aldenham B	* 22.49	22.53	22.49	7.04

Did Not Start - Run 1 (2)

13	2009	U16	WANG Danna		The Perse Sch.				
19	2008	U16	URSEL Katie		Abbots Hill A				

Disqualified - Run 1 (5)

20	2008	U16	JELFS Scarlett		Abbots Hill B		* 16.39		
21	2008	U16	CONNOLD Jemima		Abbots Hill A		* 15.51		
29	2008	U16	FISHWICK Faith		St Dominics Priory		* 15.67		
30	2008	U16	COWPER Abigail		King Henry VIII A		* 20.51		
37	2008	U16	GREGORY Eleanor		Sackville Sch.				



Did Not Start - Run 2 (2)

13	2009	U16	WANG Danna		The Perse Sch.				
----	------	-----	------------	---	----------------	--	--	--	--

The Ski Club of Great Britain and English Schools
National Indoor Ski Championships 2023 - Seniors
Special Slalom
NSSA Schools Championship - Age Group Results

Bib.	Year	Cat	Name	====	Sch. Team	Run 1	Run 2	Time	Gap
19	2008	U16	URSEL Katie		Abbots Hill A				

Disqualified - Run 2 (4)

10	2008	U16	EVANS Ruby		King Henry VIII B	* 22.30			
14	2008	U16	MOOLMAN Annabel		Wimbledon High Sch.	* 17.79			
25	2008	U16	RIDEOUT Molly		Stover Sch. A	* 22.42			
37	2008	U16	GREGORY Eleanor		Sackville Sch.				

=== NSSA Schools - U16 Boys ===

100	2009	U16	WILSON Thomas		Langley Sch.	13.03	* 12.84	12.84	
73	2008	U16	PIKE Reece		The Friary Sch. A	* 12.86	DNF	12.86	0.02
60	2008	U16	MOHWINCKEL Matias		Dulwich Col. B	14.64	* 13.95	13.95	1.11
53	2009	U16	WATSON Thomas		Dulwich Col. A	* 13.95	14.40	13.95	1.11
47	2009	U16	PILMORE Oscar		Samworth Church Academy	* 14.19	14.40	14.19	1.35
89	2008	U16	CHENG Jackie		Aldenham A	DSQ	* 14.42	14.42	1.58
90	2009	U16	SEARLE Oscar		Hurst Col. B	* 14.92	14.98	14.92	2.08
76	2009	U16	WELPLY Nathan		Aldenham A	* 15.62	17.58	15.62	2.78
98	2008	U16	WHILLIS Sean		The Friary Sch. A	* 15.83	DNF	15.83	2.99
86	2008	U16	BARWELL Hugo		Hurst Col. B	15.96	* 15.92	15.92	3.08
51	2008	U16	ATTWOOD Amechi		Felsted Sch.	* 15.96	16.56	15.96	3.12
59	2008	U16	LYNCH Toby		Hurst Col. B	* 15.97	16.72	15.97	3.13
66	2008	U16	NABARRO Zach		Hurst Col. B	* 16.22	16.22	16.22	3.38
72	2008	U16	LEVIN Carl		Dulwich Col. B	17.34	* 16.51	16.51	3.67
64	2009	U16	KARG Ludwig		Dulwich Col. C	* 16.64	17.22	16.64	3.80
52	2008	U16	GIBSON Billy		The Oratory Sch.	* 16.97	DNF	16.97	4.13
68	2009	U16	HENKELL VON RIBBENTROP Anton		Dulwich Col. C	* 16.99	17.01	16.99	4.15
80	2008	U16	RITCHIE Devon		Hurst Col. A	* 17.17	DNF	17.17	4.33
83	2008	U16	BAILEY Izaak		The Friary Sch. A	* 17.28	DNF	17.28	4.44
43	2009	U16	TAGLIABUE Marco		Dulwich Col. B	18.07	* 17.46	17.46	4.62
101	2009	U16	MAPHAM Daniel		Leicester Grammar	17.70	* 17.47	17.47	4.63
93	2008	U16	BESSON Beau		King Henry VIII A	* 17.59	17.72	17.59	4.75
79	2008	U16	PARKER Fred		King Henry VIII A	* 17.68	20.84	17.68	4.84
69	2008	U16	LADIMEJI Max		Holyport Col. B	* 19.24	19.50	19.24	6.40
88	2009	U16	MILLS Seb		Stover Sch. A	21.95	* 20.47	20.47	7.63
46	2009	U16	POWELL Woody		Holyport Col. B	21.62	* 20.60	20.60	7.76
65	2008	U16	BAINS Jeevan		Holyport Col. B	* 21.04	DSQ	21.04	8.20

Did Not Start - Run 1 (1)

92	2008	U16	SABBAGHIAN Jacopo		Dulwich Col. C				
----	------	-----	-------------------	---	----------------	--	--	--	--

Did Not Finish - Run 1 (1)

95	2008	U16	HAYWARD Ethan		Sir Robert Pattinson Academy				
----	------	-----	---------------	---	------------------------------	--	--	--	--

Disqualified - Run 1 (1)

89	2008	U16	CHENG Jackie		Aldenham A		* 14.42		
----	------	-----	--------------	---	------------	--	---------	--	--







Did Not Start - Run 2 (1)

92	2008	U16	SABBAGHIAN Jacopo		Dulwich Col. C				
----	------	-----	-------------------	---	----------------	--	--	--	--

The Ski Club of Great Britain and English Schools
National Indoor Ski Championships 2023 - Seniors
Special Slalom
NSSA Schools Championship - Age Group Results

Bib.	Year	Cat	Name	====	Sch. Team	Run 1	Run 2	Time	Gap
-------------	-------------	------------	-------------	-------------	------------------	--------------	--------------	-------------	------------

Did Not Finish - Run 2 (6)

52	2008	U16	GIBSON Billy		The Oratory Sch.	* 16.97			
73	2008	U16	PIKE Reece		The Friary Sch. A	* 12.86			
80	2008	U16	RITCHIE Devon		Hurst Col. A	* 17.17			
83	2008	U16	BAILEY Izaak		The Friary Sch. A	* 17.28			
95	2008	U16	HAYWARD Ethan		Sir Robert Pattinson Academy				
98	2008	U16	WHILLIS Sean		The Friary Sch. A	* 15.83			



Disqualified - Run 2 (1)

65	2008	U16	BAINS Jeevan		Holyport Col. B	* 21.04			
----	------	-----	--------------	---	-----------------	---------	--	--	--

=== NSSA Schools - U19 Girls ===

16	2006	U19	FLITTON Zoe		Cox Green	* 12.31	12.41	12.31	
15	2007	U19	GIBBS Heidi		Thorpe St Andrew	* 13.12	DNF	13.12	0.81
38	2007	U19	WOOD Emma		St Albans HS	15.31	* 14.93	14.93	2.62
6	2006	U19	GRAHAM Elsie		Ashfield Sch.	19.53	* 18.92	18.92	6.61
18	2007	U19	FORRYAN Sofia		Hockerill Anglo European Colle	* 19.38	19.51	19.38	7.07
35	2007	U19	WOLFSON Lily		Aldenham B	* 19.79	DSQ	19.79	7.48
8	2007	U19	BERG Lila		Aldenham B	21.04	* 20.09	20.09	7.78
33	2007	U19	SMITH Sophie		Holyport Col. B	47.87	* 20.70	20.70	8.39
22	2007	U19	PINKERTON Amber		Aldenham B	DNF	* 21.75	21.75	9.44



Did Not Start - Run 1 (2)

9	2005	U19	ALEY Lauren		The Abbey				
17	2006	U19	GREENHALGH Holly		South Wilts Grammar Sch.				

Did Not Finish - Run 1 (1)

22	2007	U19	PINKERTON Amber		Aldenham B		* 21.75		
----	------	-----	-----------------	---	------------	--	---------	--	--

Did Not Start - Run 2 (2)

9	2005	U19	ALEY Lauren		The Abbey				
17	2006	U19	GREENHALGH Holly		South Wilts Grammar Sch.				







Did Not Finish - Run 2 (1)

15	2007	U19	GIBBS Heidi		Thorpe St Andrew	* 13.12			
----	------	-----	-------------	---	------------------	---------	--	--	--







Disqualified - Run 2 (1)

35	2007	U19	WOLFSON Lily		Aldenham B	* 19.79			
----	------	-----	--------------	---	------------	---------	--	--	--



=== NSSA Schools - U19 Boys ===

75	2005	U19	SMITH Niccolo		Dulwich Col. A	12.07	* 12.00	12.00	
74	2007	U19	KONDRATENKOV Mikhail		Dulwich Col. A	12.92	* 12.69	12.69	0.69
84	2007	U19	HODGE Sammy		Colchester Prep & High Sch.	* 13.63	14.08	13.63	1.63
58	2006	U19	WILSON Jack		King Edward VI Sch.	14.05	* 13.69	13.69	1.69
42	2006	U19	HENKELL VON RIBBENTROP Philip		Dulwich Col. A	DNF	* 13.72	13.72	1.72
62	2007	U19	NORMAN Rory		Hurst Col. A	* 14.91	16.11	14.91	2.91

The Ski Club of Great Britain and English Schools
National Indoor Ski Championships 2023 - Seniors
Special Slalom
NSSA Schools Championship - Age Group Results

Bib.	Year	Cat	Name	====	Sch. Team	Run 1	Run 2	Time	Gap
55	2007	U19	BUSH Sebastain		Hurst Col. A	* 15.44	15.86	15.44	3.44
82	2007	U19	KARG Maximilian		Dulwich Col. C	* 15.80	DNF	15.80	3.80
85	2007	U19	BANNATYNE Findlay		Reading Blue Coat Sch.	* 16.39	DSQ	16.39	4.39
77	2006	U19	GADSDEN Henry		Hurst Col. A	DNF	* 18.12	18.12	6.12
81	2007	U19	REID Aidan		Monks Walk Sch.	* 18.60	DSQ	18.60	6.60
71	2007	U19	DEOL Giaan		King Henry VIII B	21.32	* 20.57	20.57	8.57



Did Not Finish - Run 1 (2)

42	2006	U19	HENKELL VON RIBBENTROP Philip		Dulwich Col. A		* 13.72		
77	2006	U19	GADSDEN Henry		Hurst Col. A		* 18.12		

Did Not Finish - Run 2 (1)

82	2007	U19	KARG Maximilian		Dulwich Col. C	* 15.80			
----	------	-----	-----------------	---	----------------	---------	--	--	--

Disqualified - Run 2 (2)

81	2007	U19	REID Aidan		Monks Walk Sch.	* 18.60			
85	2007	U19	BANNATYNE Findlay		Reading Blue Coat Sch.	* 16.39			

RECAP	1st RUN	2nd RUN	
Records:			99
Did Not Start:	7	7	14
NOT PERMITTED TO START:	0	0	0
Did Not Finish:	4	11	15
Disqualified:	7	9	16
At Finish:	90		